

## DATA SHEET

# ARUBA INDOOR MIMO 2.4- 2.5 GHZ AND 4.9-5.9 GHZ CEILING MOUNT ANTENNA

JW001A



AP-ANT-13B antenna offers characteristics that are only normally seen in much larger antennas, offering "no compromise" coverage ideally suited for high-density AP deployments. The AP-ANT-13B antenna features a discrete, small package that easily blends into the office environment and its well-defined coverage area ensures excellent system-wide in-building performance in high-density, high-capacity environments. Ideal for conference rooms, dense cubicle deployments.

The AP-ANT-13B is available as a single antenna or a multipack three antenna kit, the AP-ANT-13B-KIT. An array of three AP-ANT-13Bs can be used with a single AP-124 to provide full dual-band 802.11a/b/g/n MIMO coverage, or the AP-ANT-13B single antenna can be used individually or in combination to provide diversity/non-diversity coverage with legacy 802.11a/b/g access points.

### FREQUENCY/GAIN

- 2.4-2.5 GHz (2.3 dBi)
- 4.9-5.9 GHz (4.0 dBi)

### POLARIZATION

- Linear vertical

### BEAMWIDTH

- E-plane (Elevation): > 60 degrees  
(centered at +/-45 degrees down angle)
- H-plane (Azimuth): Omni-directional

### IMPEDANCE

- 50 ohms

### MAXIMUM INPUT POWER

- 2 watts

### VSWR (MINIMUM PERFORMANCE)

- < 2.0:1

### DIMENSIONS (MM)

- 55 x 55 x 16

### HOUSING

- ABS/PVC

### FLY CABLE LENGTH/CONNECTOR

- 30"/RP-SMA

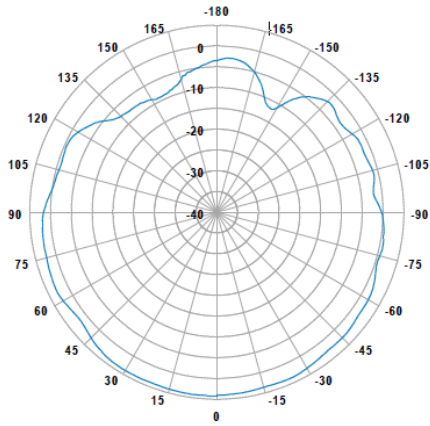
### OPERATING TEMPERATURE

- -40° C to +70° C

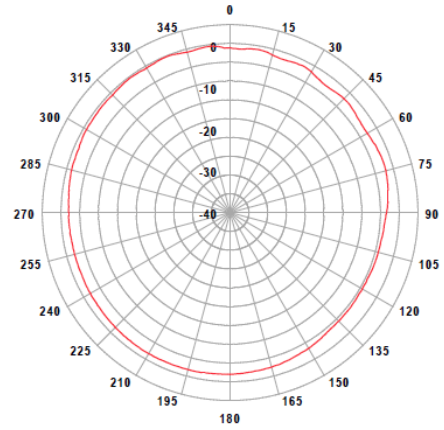
### INSTALLATION HARDWARE

- Ceiling 15/16" T-bar mounting clips included

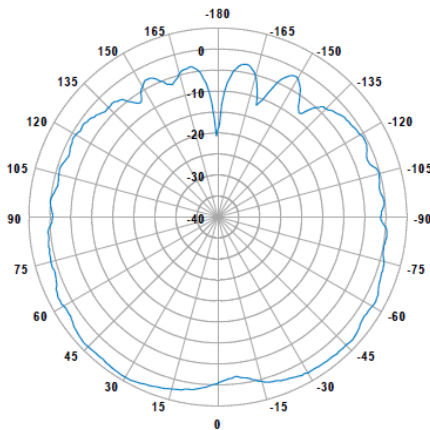
ANTENNA PATTERN PLOTS



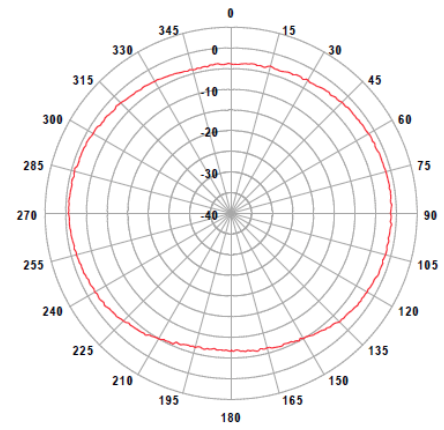
Elevation Plane – 2.45 GHz



Azimuth Plane – 2.45 GHz



Elevation Plane – 5.47 GHz



Azimuth Plane – 5.47 GHz

ORDERING INFORMATION

Part Number	Description
JW001A	AP-ANT-13B 2.4-2.5GHz (2.3dBi)/4.9-5.9GHz (4.0dBi) Downtilt Smallest Omni-Dir Single Antenna